

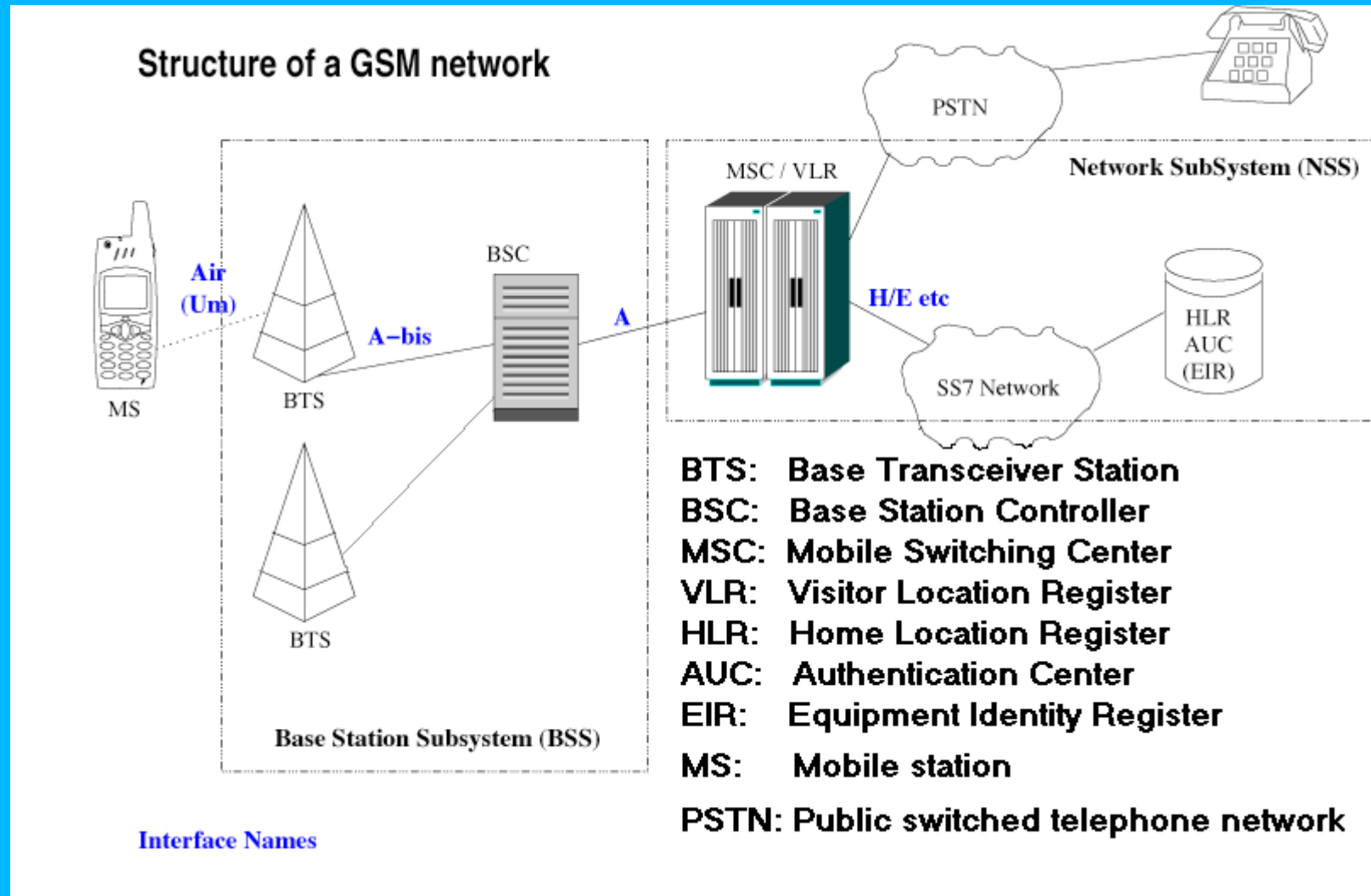
A practical DoS attack to the GSM network

Dieter Spaar

Motivation

- GSM system and protocols not that well researched compared to TCP/IP (although GSM in use since 1992 in Germany)
- Nearly impossible to "play" with GSM without major effort
- Situation has changed:
 - * used equipment can be found
 - * OpenBTS
 - * OpenBSC
 - * Airprobe
- Specification is available from 3GPP or ETSI (huge, about 2000 documents)

Simplified GSM Network Structure diagram to better understand the abbreviations and acronyms



OpenBTS

- Hardware based on the USRP (Universal Software Radio Peripheral)
- Air Interface (Um) is a Software Defined Radio
- Does not model classic GSM architecture (BSC, MSC, ...) but uses a direct Um-to-SIP approach
- Uses Asterisk via SIP (Session Initiation Protocol) and Voice-over-IP

OpenBSC

- Implements the Abis protocol plus BSC/MSR/HLR
- Supports the Siemens BS11 microBTS
 - * GSM 900, 2 W (can be reduced to 30 mW)
 - * about 10 years old
 - * cheap
 - * heavy (30 to 40 Kg, depending on the configuration)
 - * E1 interface for Abis
- Supports the ip.access nanoBTS
 - * various bands, 200 mW for DCS 1800
 - * small
 - * GPRS/EDGE
 - * Abis over IP

nanoBTS versus BS11



Airprobe

- Passively sniff the GSM Air Interface
- Based on the USRP and GNU Radio
- Analyze the protocols with Wireshark
- Can be used for the upcoming A5/1 GSM encryption cracking

DoS Attack

- Theory known for quite some time
- However no practical demonstration or implementation ?
- Attack possible because of the way an idle phone has to access the GSM network (details later)
- Affects one cell
- Very early stage, no authentication of the phone yet
- No information of the phone has been transferred yet (anonymous attack)
- Not much can be done against it, try to locate the attacking mobile

GSM TDMA (Time division multiple access)

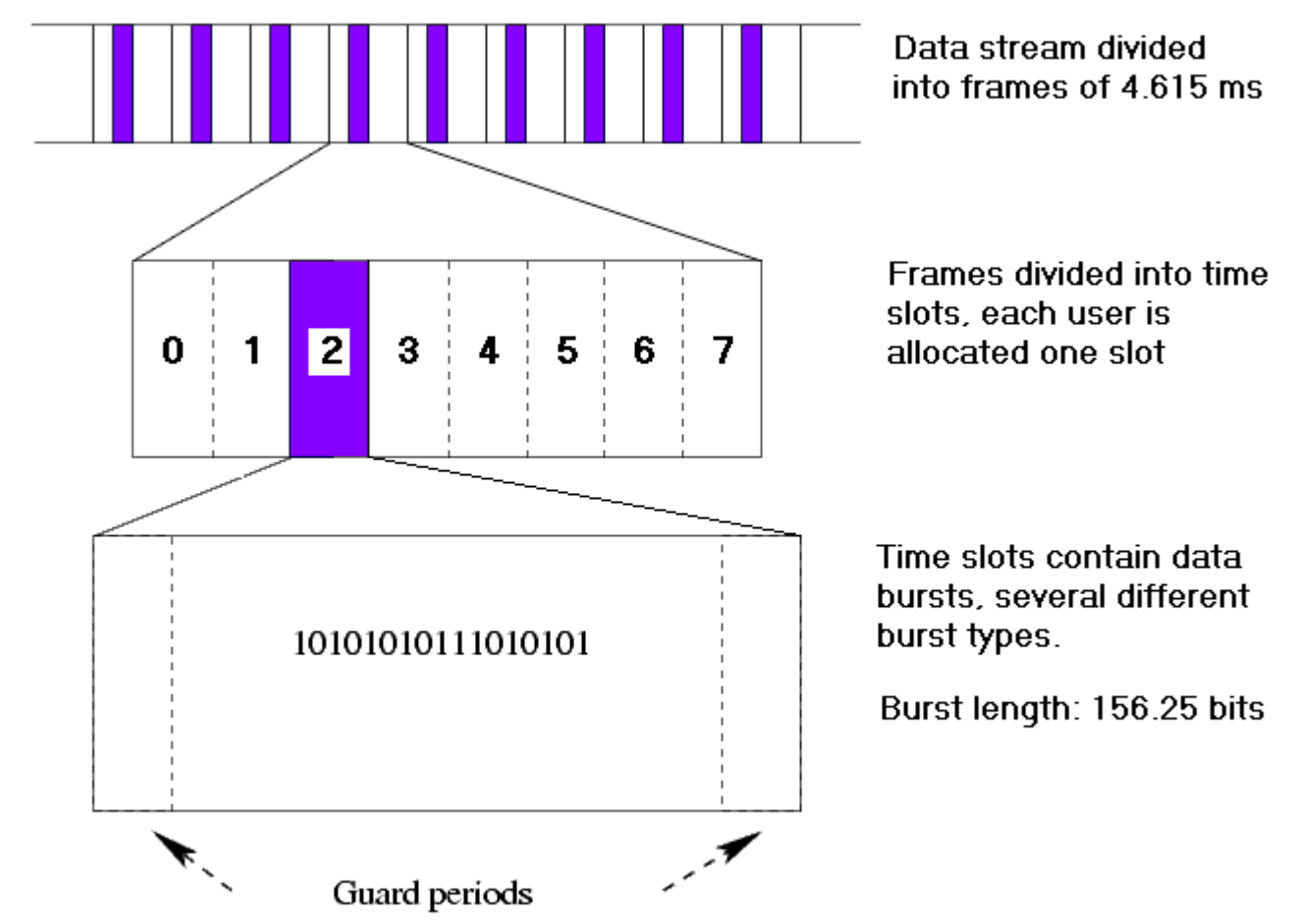
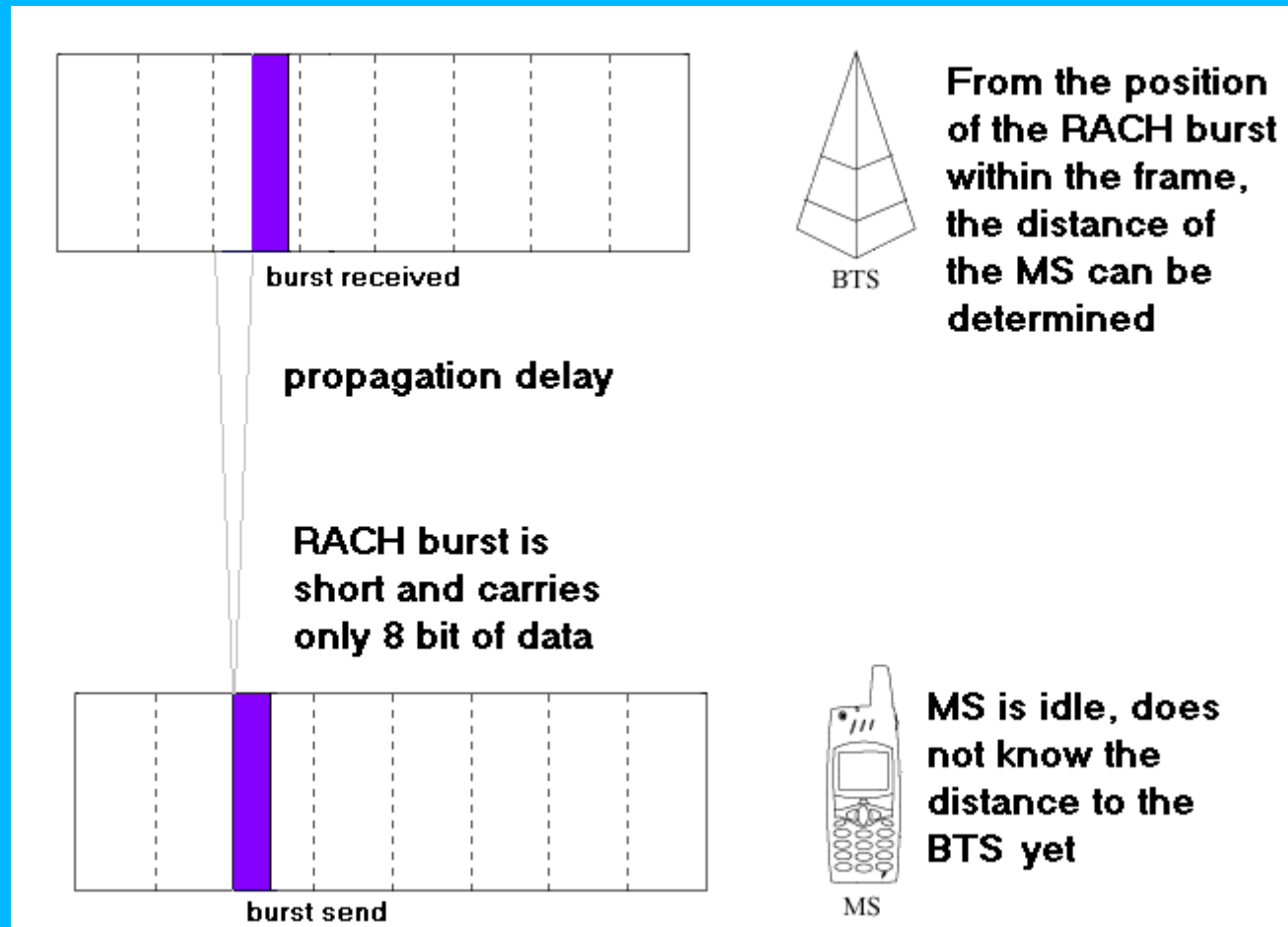


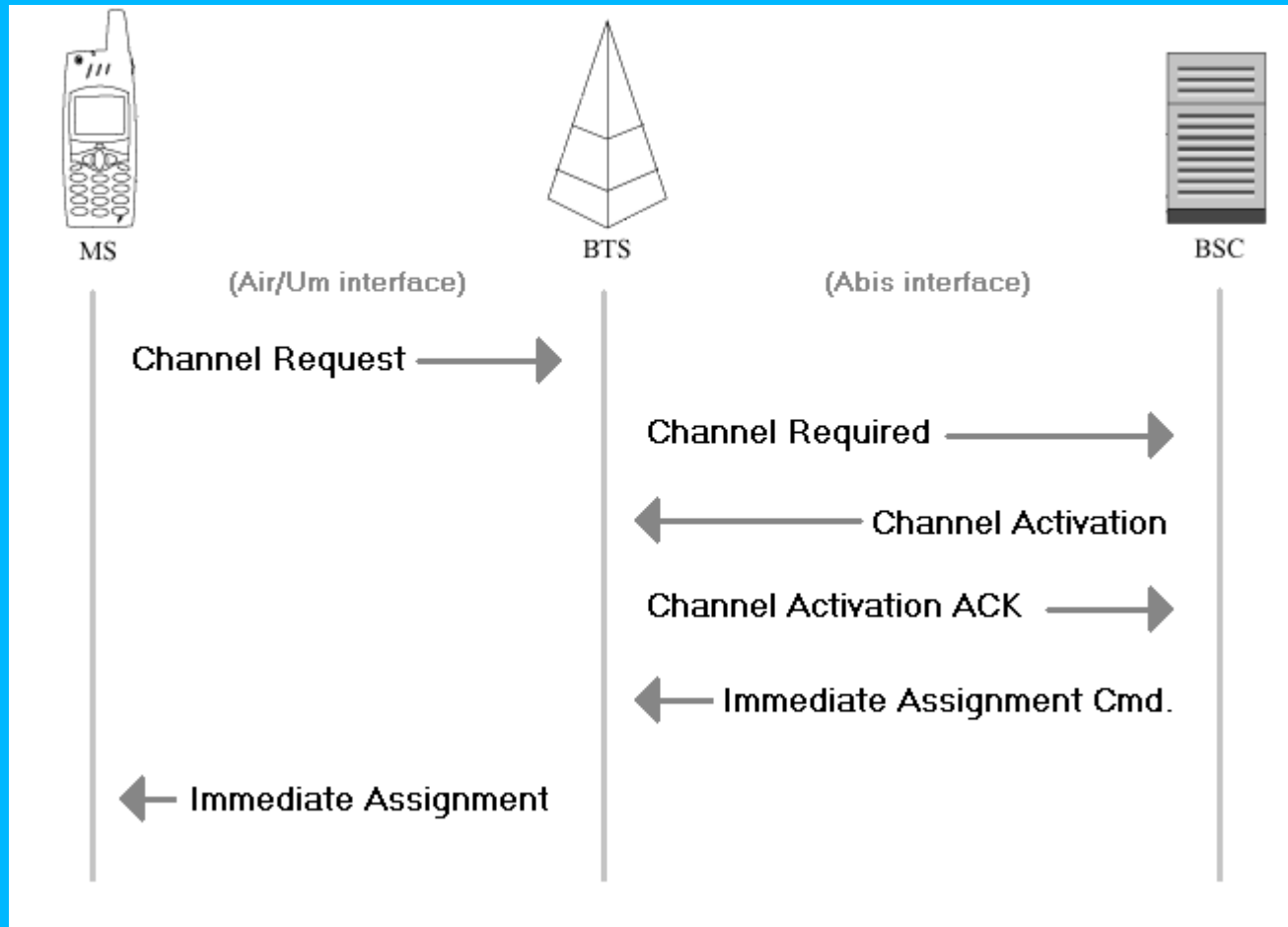
Diagram derived from Wikipedia (<http://en.wikipedia.org/wiki/File:Tdma-frame-structure.png>), GNU Free Documentation License applies to this diagram

RACH (Random Access Channel) burst



MS sends a RACH burst to access the GSM network (Channel Request)

Message flow Channel Request



If the channel is not established within a certain time, it is released by the BSC

Effects of continuously sending RACH burst

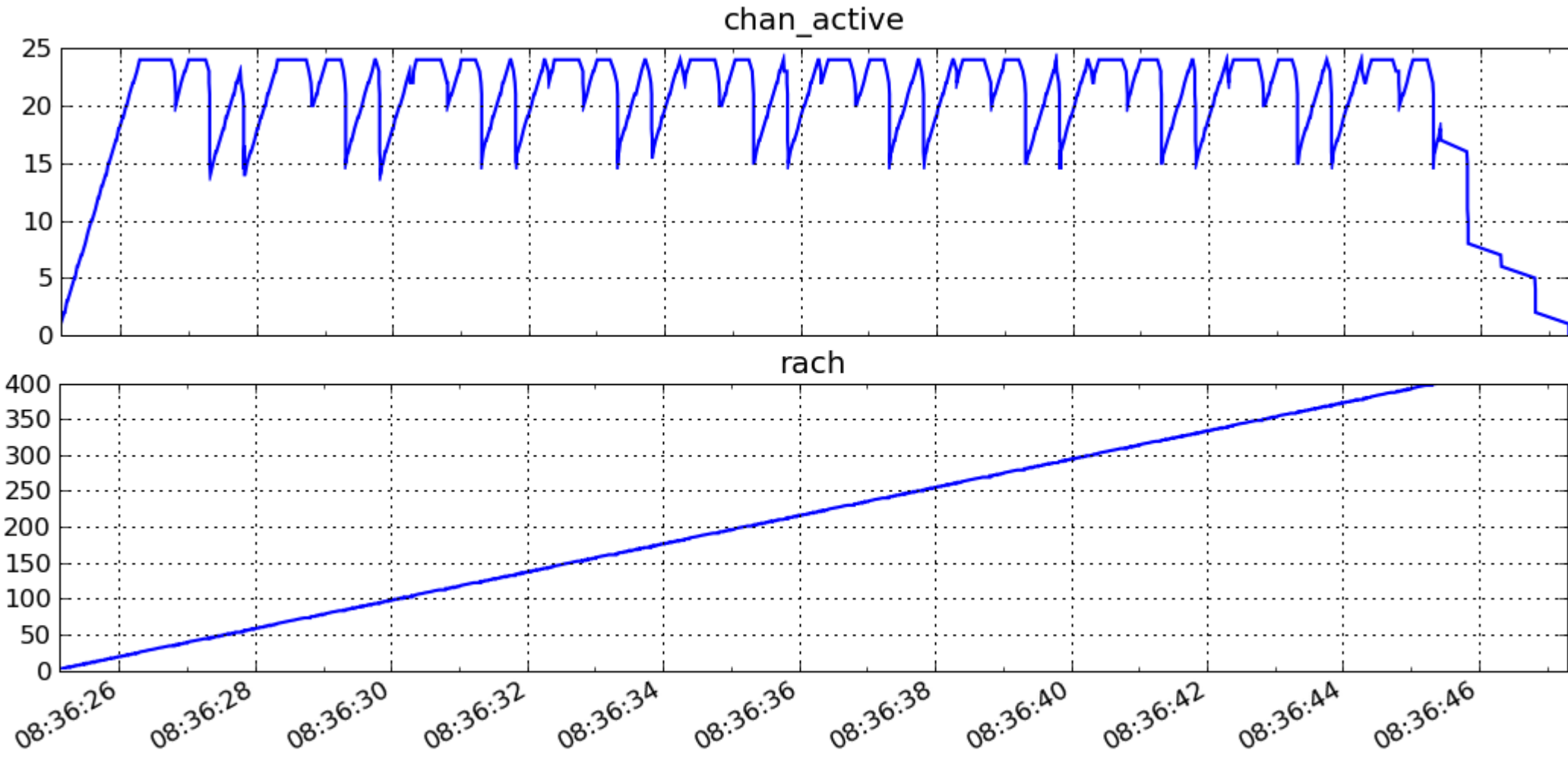
- Jamming (disturbing the signal of other phones)
- Resource allocation (BTS channels)
- No influence on already existing connections
- Difficult or impossible for other phones to access the network through the attacked cell
- Phones might switch to another cell
- No 100% guarantee that another phone won't access the attacked cell
- Useful application: attack IMSI catchers

Attack implementation: TSM30



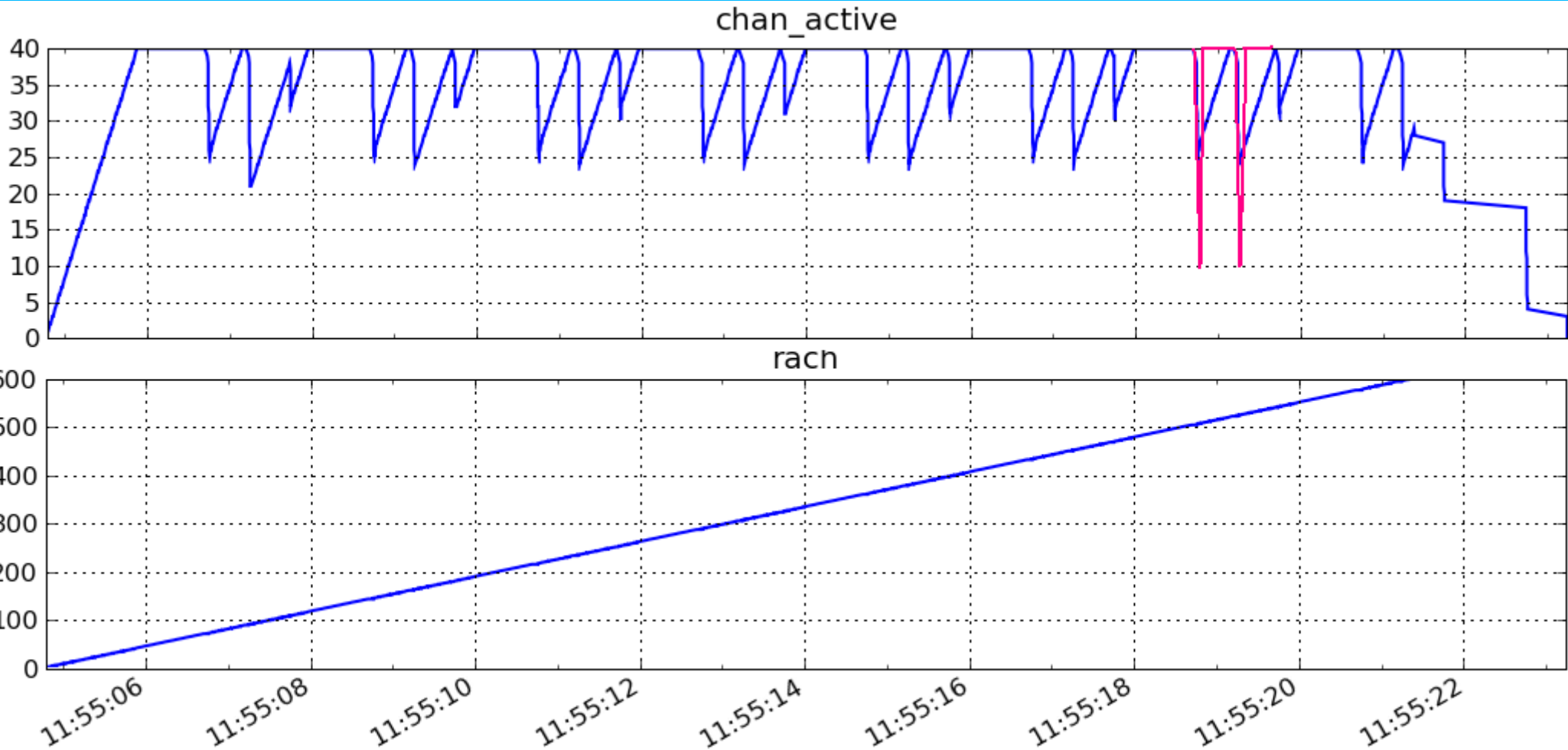
- Spanish phone, about 6 years old
- GSM, GRPS, WAP
- TI Calypso based GSM chipset (ARM + DSP core)
- Firmware Source Code can be found
 - * Calypso ARM: ca. 6500 files, 2.5 Mio lines of code
 - + GSM protocol stack: ca. 700 files, 400 000 lines of code
 - + Layer 1 (without DSP): ca. 130 files, 130 000 lines of code
 - * Second microcontroller: ca. 1500 files, 350 000 lines of code
- Attack code is only a few lines, the problem is to find where and how to implement it

Lab results, BTS with 2 TRX



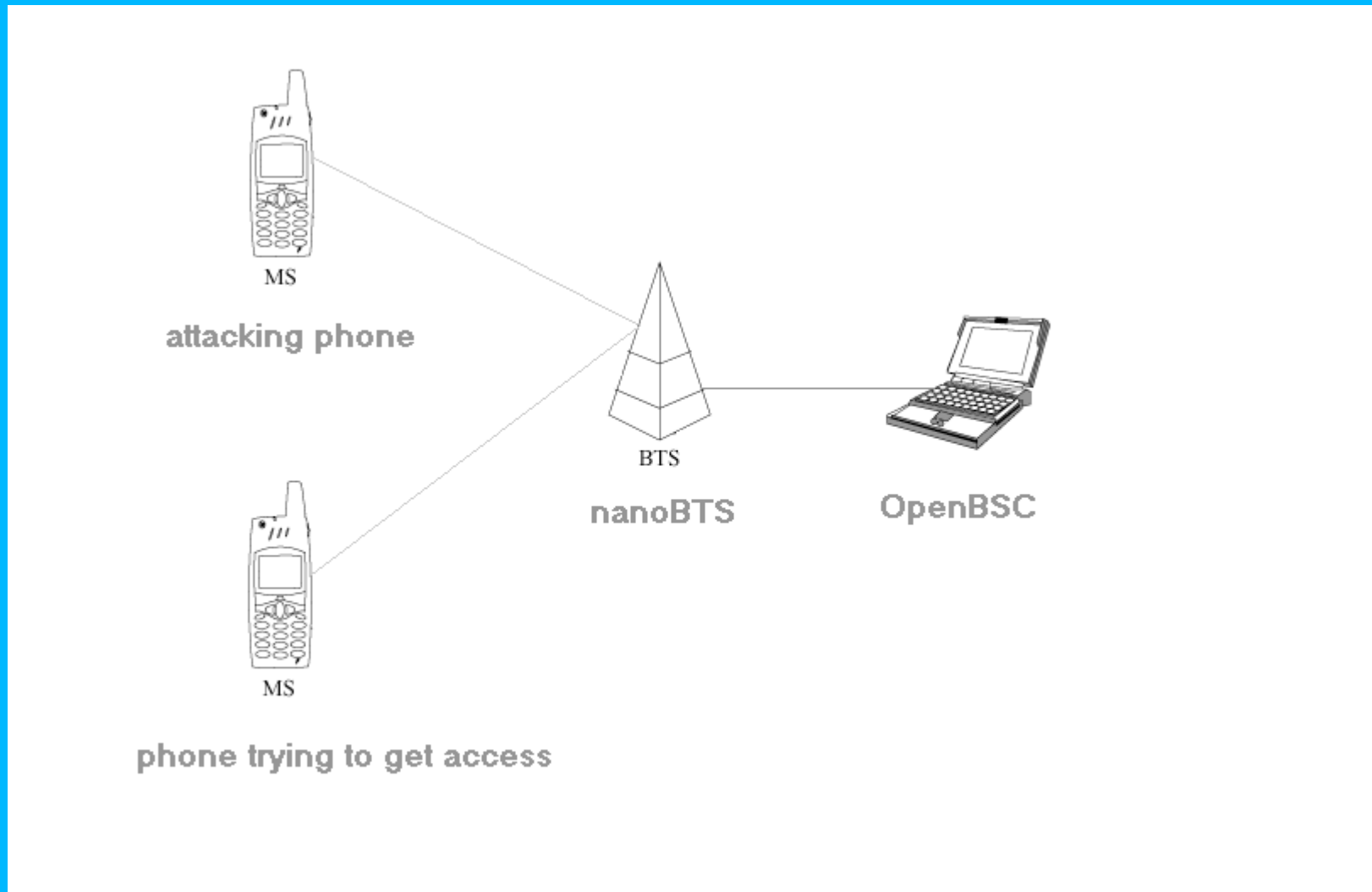
Note: At the time this measurement was made, the RACH density was not yet 100% as it is now

Lab results, BTS with 4 TRX



Note: At the time this measurement was made, the RACH density was not yet 100% as it is now
Red line: this is how it might look with 100% RACH density.

Demonstration setup



Links

- OpenBTS: <http://openbts.sourceforge.net/>
- OpenBSC: <http://bs11-abis.gnumonks.org/>
- Airprobe: <http://airprobe.org/>
- 3GPP: <http://www.3gpp.org/>
- ETSI: <http://www.etsi.org/>

Thanks

Harald Welte, David Burgess

Feedback

<spaar@mirider.augusta.de>

Questions

